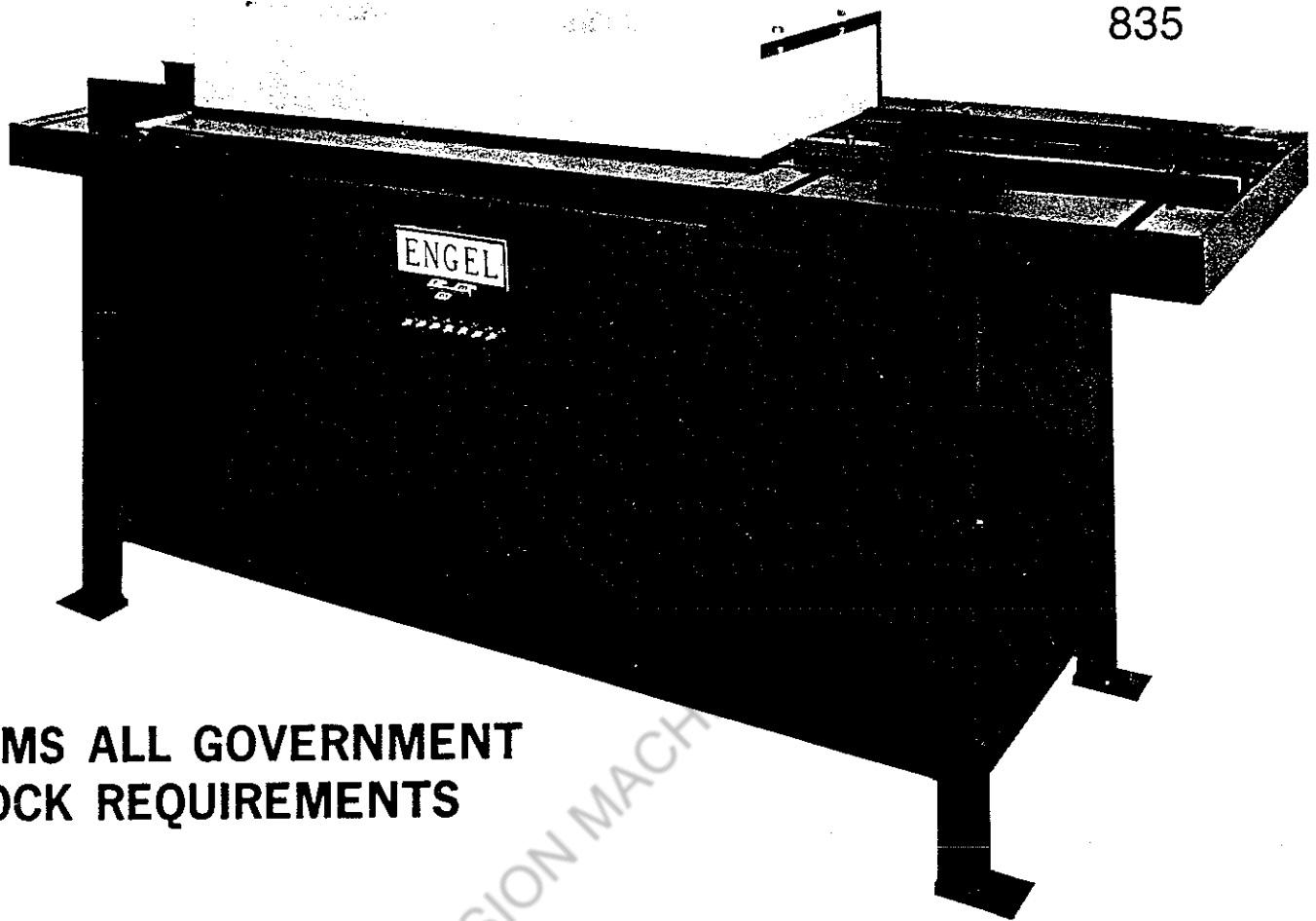


# ENGEL

## ROLL FORMING MACHINE

Model  
835



### FORMS ALL GOVERNMENT LOCK REQUIREMENTS

Without Replacing Rolls, The Engel Model 835 Forms Both The 1 1/8" and 1 1/2" Government Lock. (Pocket Lock). Only Positioning of Unique Spacers Required.



Spacer for positioning roller dies to form either 1 1/8" or 1 1/2" Government Locks.

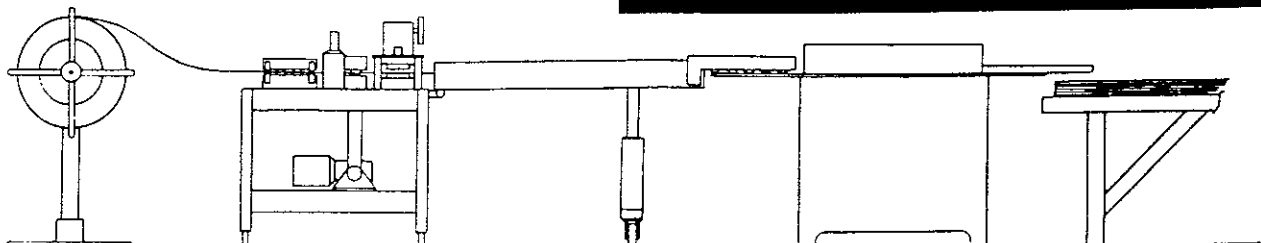
#### PROMINENT FEATURES


- 2 Outboard Shafts for up to 4 Additional Applications Can Handle down to and Including 16 Gauge.
- Reduces Roll Forming Machine Space Requirements.
- Alternate Inboard Rolls Available to Form Reinforced Flat "S" and Drive Cleat
- Choice of Speed Depending on Application of Machine
- Individual Top Spindle Adjustments for Fine Adjusting. Ease in Servicing.
- Unique Disc Springs on Adjusting Device Accommodate Variations in Thickness of Material.
- Formed Parts are Virtually Free of Locked-In Stresses.
- Spindles Are 1-inch Diameter Turned, Ground and Polished, with Torrington Roller Bearing Assemblies
- Ample Power Assembly.
- Infeed and Outfeed Tables are Fastened to the Frame and Equipped with All Necessary Guides and Guaging Devices with Provisions for Adjustments.
- Welded All-Steel Framework Covered with Removable Sheet Metal Panels

### ENGEL INDUSTRIES, INC.

8122 REILLY AVE. • ST. LOUIS, MISSOURI 63111

PHONE: 314-638-0100





Model  
835

**ROLL FORMING MACHINE**

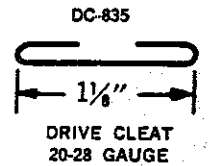
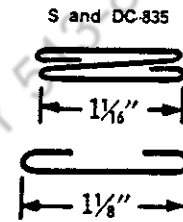
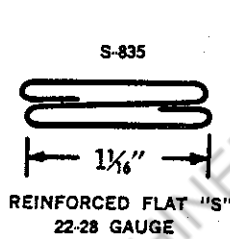
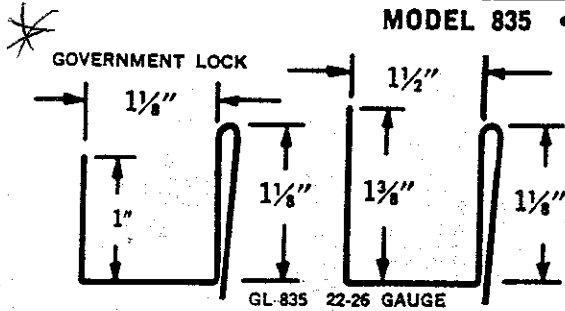
Pitch Line Speed:  
 With 5 H P. Motor . . . . . Approx. 90 fpm  
 (45 fpm when 16 Guage Pittsburgh is ordered)

Dimensions:  
 Length . . . . . 80"  
 Width . . . . . 27"  
 Overall Height . . . . . 39"  
 Apron Height . . . . . 33"  
 Forming Stations . . . . . 8  
 Approx. Shipping Weight . . . . . 1,200 lbs  
 Motor . . . . . 5 H P. 230/460 Volt, three phase,  
 60 Hertz A.C. Circuit\*

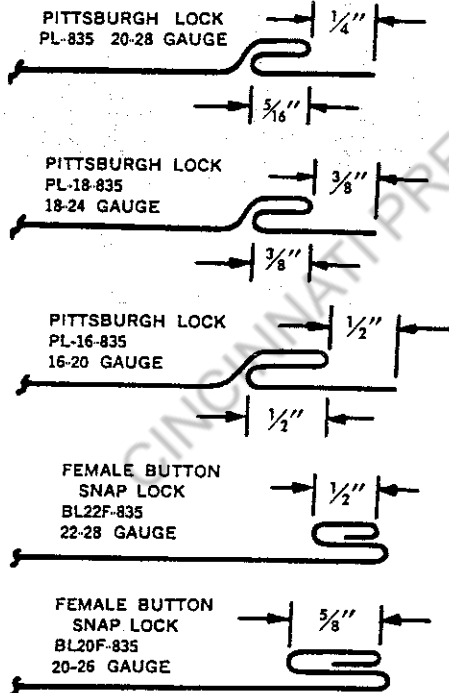
Note: Other motor characteristics available at additional cost.

APPLICATIONS

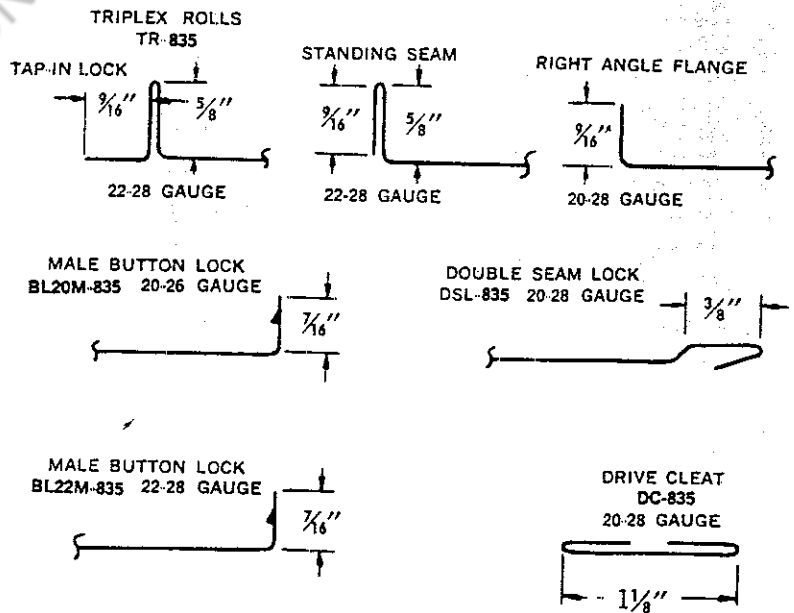
**MODEL 835 • AVAILABLE FOR INBOARD ROLLS**



**AVAILABLE FOR LEFT OUTBOARD ROLLS**




**AVAILABLE FOR RIGHT OUTBOARD ROLLS**



Gauges referred to are in mild steel.

*Count on  
Engel Quality*





Model  
835

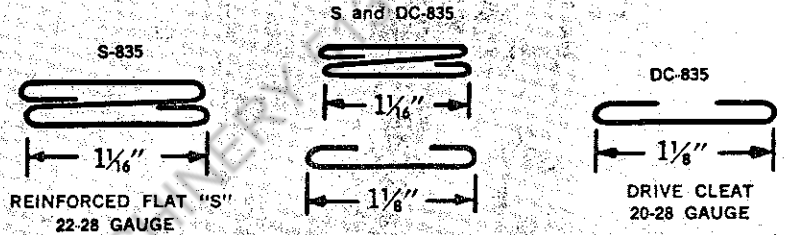
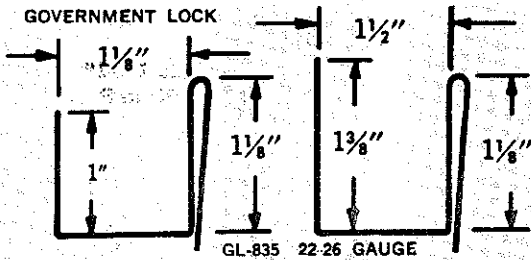
**ROLL FORMING MACHINE**

Pitch Line Speed:  
 With 5 H P. Motor . . . . . Approx. 90 fpm  
 (45 fpm when 16 Gauge Pittsburgh is ordered)

Dimensions:  
 Length . . . . . 80"  
 Width . . . . . 27"  
 Overall Height . . . . . 39"  
 Apron Height . . . . . 33"  
 Forming Stations . . . . . 8  
 Approx. Shipping Weight . . . . . 1,200 lbs  
 Motor . . . . . 5 H P. 230/460 Volt, three phase,  
 60 Hertz A C Circuit\*

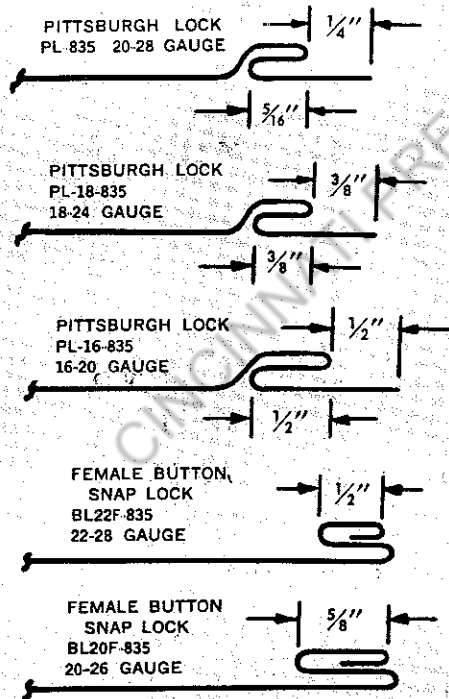
Note: Other motor characteristics available at additional cost.

**MODEL 835 • AVAILABLE FOR INBOARD ROLLS**

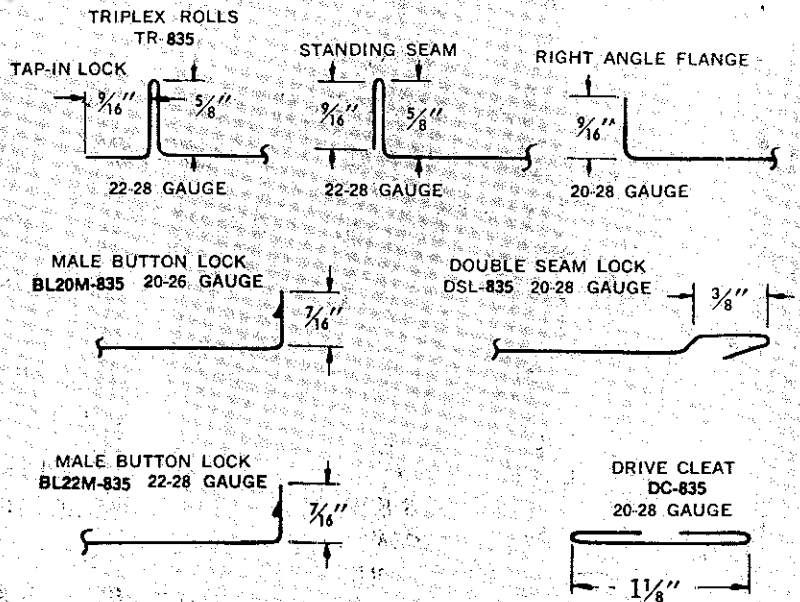


APPLICATIONS

**AVAILABLE FOR LEFT OUTBOARD ROLLS**



**AVAILABLE FOR RIGHT OUTBOARD ROLLS**



Gauges referred to are in mild steel.

*Count on  
Engel Quality*



# ENGEL

## ROLL FORMING MACHINE

Model  
835



### FORMS ALL GOVERNMENT LOCK REQUIREMENTS

Without Replacing Rolls, The Engel Model 835 Forms Both The 1 1/8" and 1 1/2" Government Lock. (Pocket Lock). Only Positioning of Unique Spacers Required.



Spacer for positioning roller dies to form either 1 1/8" or 1 1/2" Government Locks.

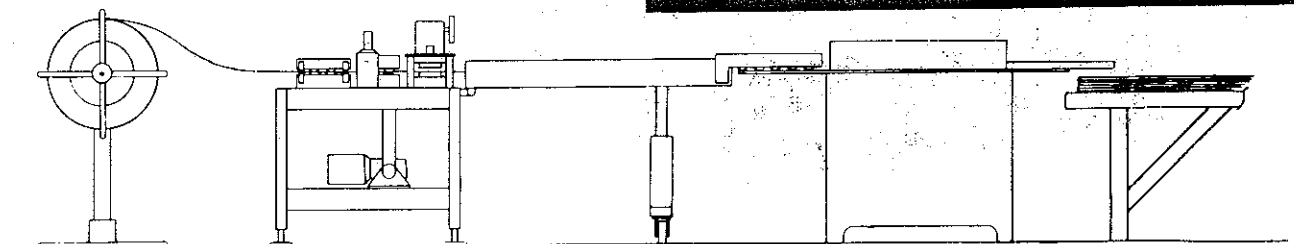
#### PROMINENT FEATURES

- 2 Outboard Shafts for up to 4 Additional Applications Can Hand down to and Including 16 Gauge
- Reduces Roll Forming Machine Space Requirements
- Alternate Inboard Rolls Available to Form Reinforced Flat "S" an Drive Cleat.
- Choice of Speed Depending on Application of Machine.
- Individual Top Spindle Adjustments for Fine Adjusting. Ease i Servicing.
- Unique Disc Springs on Adjusting Device Accommodate Variatio in Thickness of Material.
- Formed Parts are Virtually Free of Locked-In Stresses.
- Spindles Are 1-inch Diameter Turned, Ground and Polished wit Torrington Roller Bearing Assemblies.
- Ample Power Assembly.
- Infeed and Outfeed Tables are Fastened to the Frame and Equippe with All Necessary Guides and Gauging Devices with Provisor for Adjustments
- Welded All-Steel Framework Covered with Removable Sheet Met Panels

### ENGEL INDUSTRIES, INC

8122 REILLY AVE. • ST. LOUIS, MISSOURI 63111


PHONE: 314-638-0100



# ENGEL

## ROLL FORMING MACHINE

Model  
835



**FORMS ALL GOVERNMENT  
LOCK REQUIREMENTS**

Without Replacing Rolls, The Engel Model 835 Forms Both The 1 1/8" and 1 1/2" Government Lock. (Pocket Lock). Only Positioning of Unique Spacers Required.



Spacer for positioning roller dies to form either 1 1/8" or 1 1/2" Government Locks.

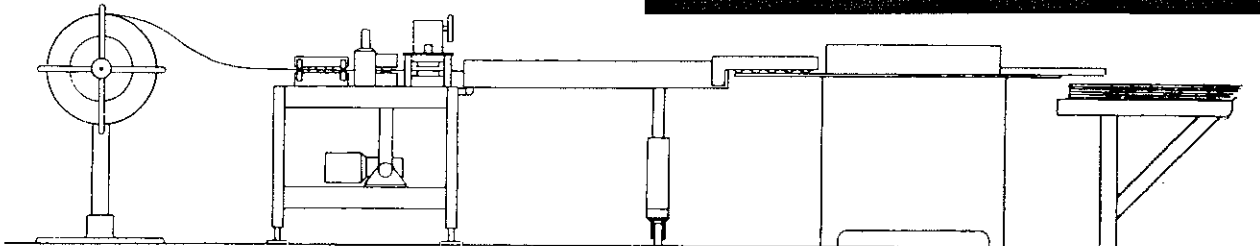
### PROMINENT FEATURES


- 2 Outboard Shafts for up to 4 Additional Applications. Can Handle down to and Including 16 Gauge.
- Reduces Roll Forming Machine Space Requirements.
- Alternate Inboard Rolls Available to Form Reinforced Flat "S" and Drive Cleat.
- Choice of Speed Depending on Application of Machine.
- Individual Top Spindle Adjustments, for Fine Adjusting. Ease in Servicing.
- Unique Disc Springs on Adjusting Device Accommodate Variations in Thickness of Material.
- Formed Parts are Virtually Free of Locked-In Stresses.
- Spindles Are 1-inch Diameter Turned, Ground and Polished, with Torrington Roller-Bearing Assemblies.
- Ample Power Assembly.
- Infeed and Outfeed Tables are Fastened to the Frame and Equipped with All Necessary Guides and Gauging Devices with Provisions for Adjustments.
- Welded All-Steel Framework Covered with Removable Sheet Metal Panels.

**ENGEL INDUSTRIES, INC.**

8122 REILLY AVE. • ST. LOUIS, MISSOURI 63111

PHONE: 314-638-0100





Model  
835

**ROLL FORMING MACHINE**

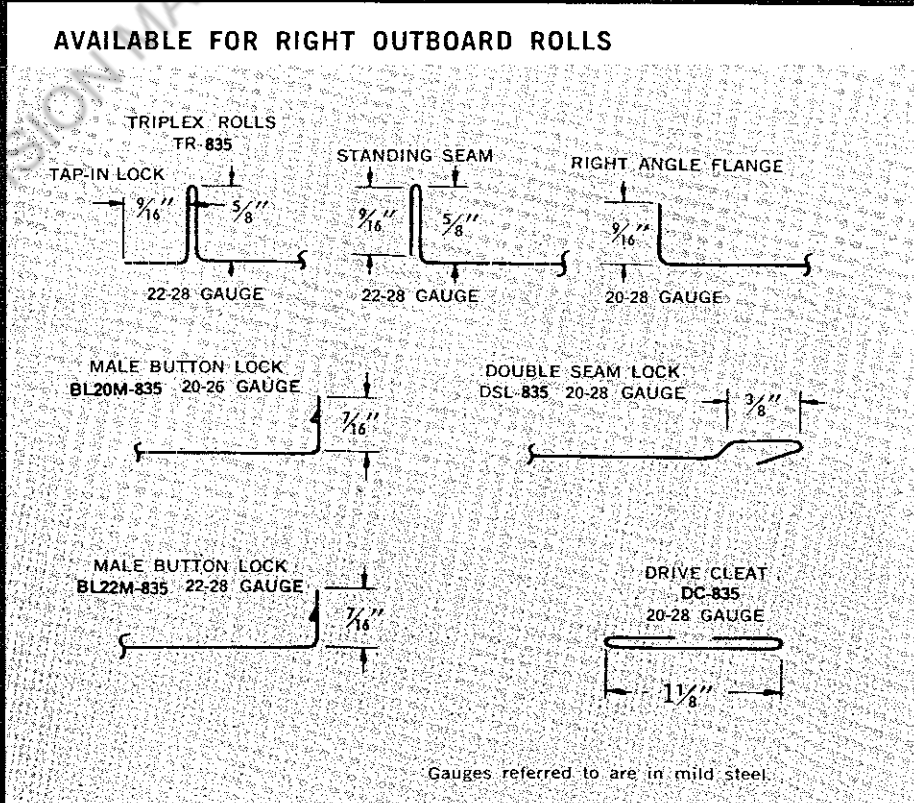
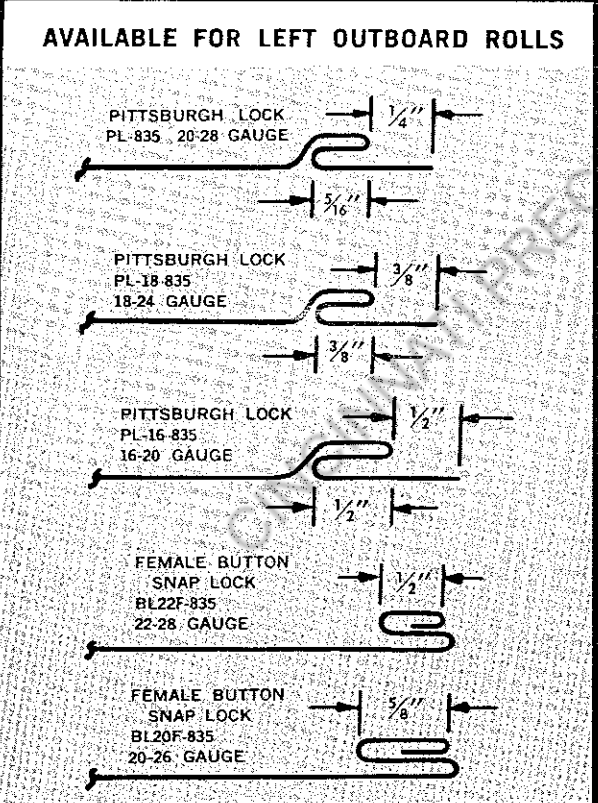
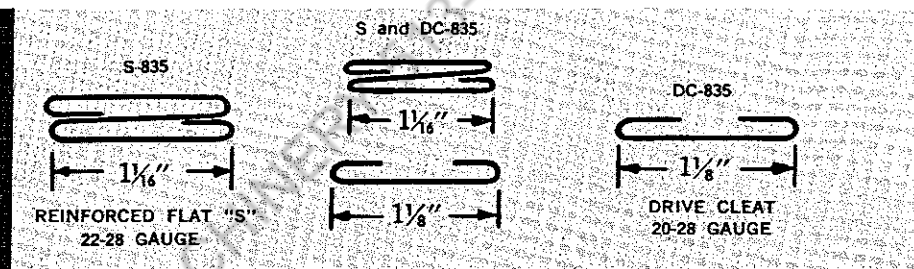
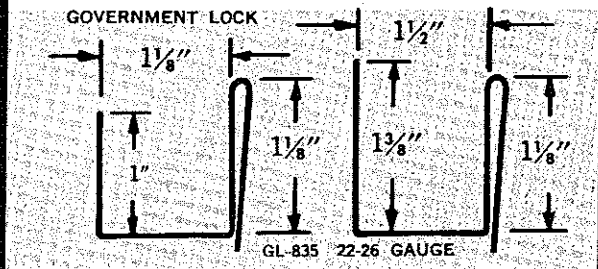
Pitch Line Speed:  
 With 5 H.P. Motor . . . . . Approx 90 fpm  
 (45 fpm when 16 Gauge Pittsburgh is ordered)

Dimensions:  
 Length . . . . . 80"  
 Width . . . . . 27"  
 Overall Height . . . . . 39"  
 Apron Height . . . . . 33"  
 Forming Stations . . . . . 8  
 Approx. Shipping Weight . . . . . 1,200 lbs.  
 Motor . . . . . 5 H. P. 230/460 Volt, three phase,  
 60 Hertz A.C. Circuit\*

Note: Other motor characteristics available at additional cost.

APPLICATIONS

**MODEL 835 • AVAILABLE FOR INBOARD ROLLS**



Gauges referred to are in mild steel.

*Count on  
Engel Quality*

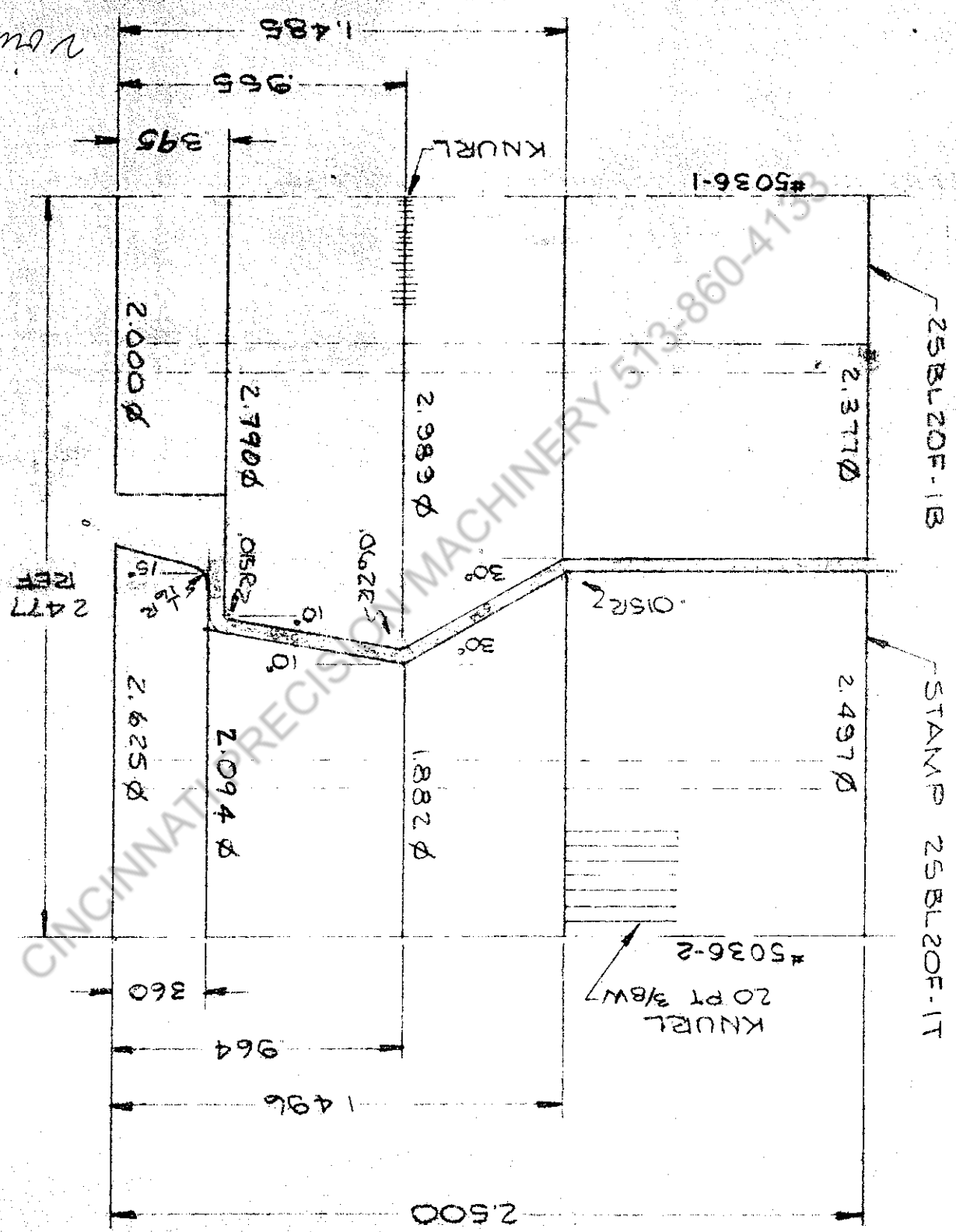


1. VERTICAL CENTERS ON SPRING LOADED MACHINES ARE 2.447
2. BORE 1.000 - 1.001 KEYWAY  $\frac{3}{16}$
3. BREAK ALL SHARP EDGES .03 R MAX
4. HEAT TREAT-CARBO-NITRIDE .020 ~ .025 DEEP

*2 ms*

9-26-72

*2 ms*



2.477 REF

ENGEL EQUIPMENT INC.

ST. LOUIS MO.

MATL. QTY TL

STK. SIZE 234.218

WT. RECD.

TITLE BUTTON LOCK FEMALE STAT-1

DWN. CHK'D. DATE SCALE DWG. NO. T5036

BY 5745 ZX