


Engel Edge Notcher

Progressively cuts dovetail notches on straight or round collar metal edges.

Notches Round and Flat Surfaces



Round surface edges for collars and end caps.

Features

The Engel Edge Notcher is designed to notch the edges of sheet metal quickly, accurately, and automatically. The Edge notcher is equipped with power-driven feed rolls and a guide assembly for precision in automatically feeding and controlling metal through the notching dies. Edge notcher - a valuable addition to any sheet metal shop. Capable of notching round surfaces as well as straight for maximum flexibility.

** Special notch die configurations available upon request*

Specifications

	M-316	M-516
Motor:	1/3 HP 110 V, single phase, 60 Hz, AC	1/2 HP 10V, single phase, 60 Hz, AC
Depth of notch:	0 to 3/4 in.	0 to 1 1/4 in.
Width of notch:	3/16 in.	3/16 in.
Spacing:	3/4 in. to 1 7/16 in.	3/4 in to 1 7/16 in.
Capacity:	20 gauge m.s.	18 gauge m.s.
Speed:	Variable Minimum 18 FPM	Variable Minimum 18 FPM
Overall dimensions:	21 in. long, 16 1/2 in. high, 13 in. deep	21 in. long, 16 1/2 in. high 12 in. deep
Approx. Shipping weight:	85 lbs.	100 lbs.

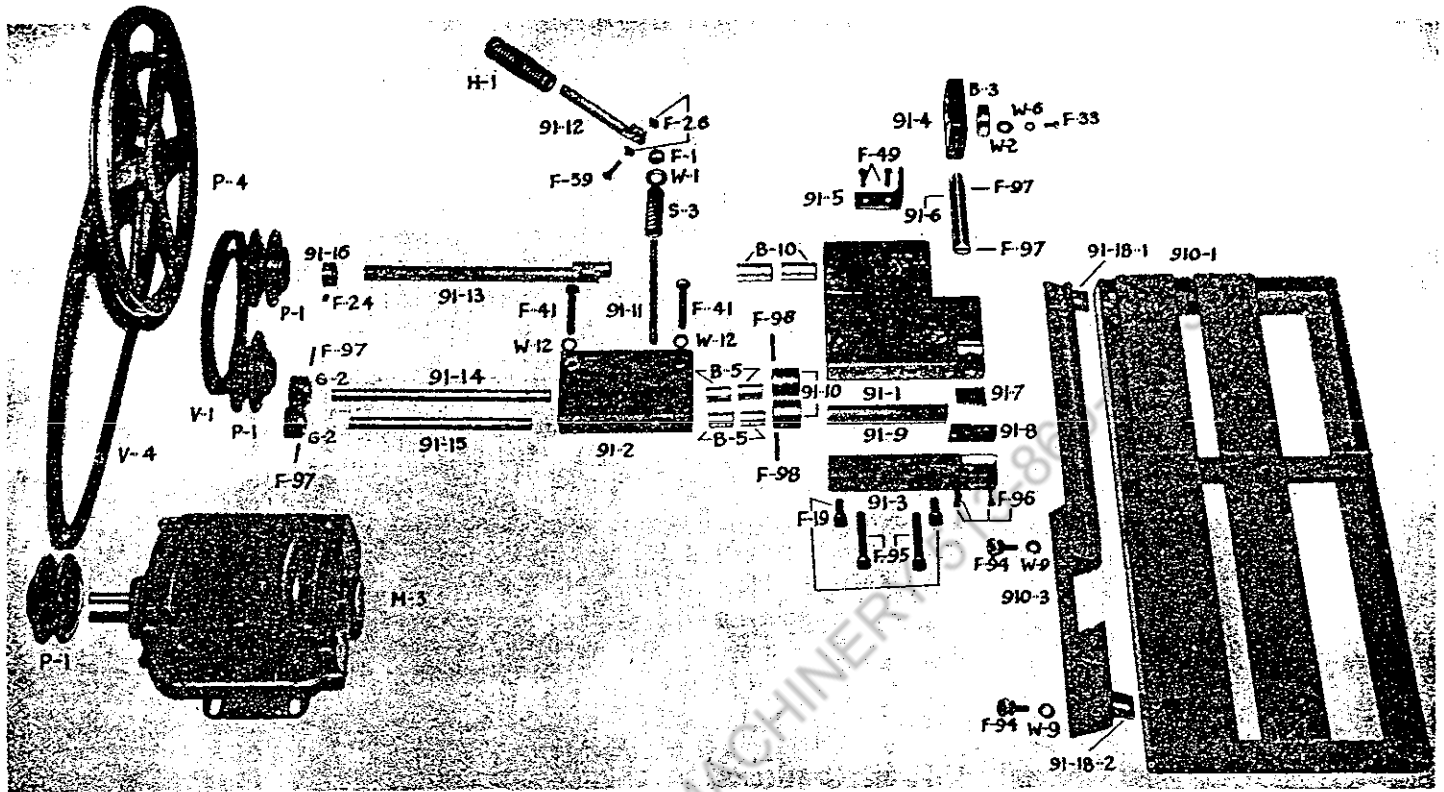
ENGEL 
INDUSTRIES

8122 Reilly Ave. St. Louis, MO 63111 Phone (314) 638-0100 Fax (314) 638-6514 www.engelind.com

PART NUMBER		DESCRIPTION
F-24		1/4 X 5/16 CUP POINT SET SCREW
F-26		1/4 SQUARE NUTS
F-33		1/4 X 1/2 HEX HD CAP SCREW
F-41		3/8 X 2-1/4 HEX HD CAP SCREW
F-49		1/4 X 3/4 RD. HD SCREW
F-59		1/4 X 1 RD. HD SCREW
F-94		1/4 X 3/4 THUMB SCREW
F-95		3/8 X 2 SOCKET HD. SCREW
F-96		#10 - 32 X 1 SOCKET HD. SCREW
F-97	500000	1/8 X 7/8 SPRING PIN
F-98	500019	3/16 X 1 SPRING PIN
W-1		3/8 WASHER
W-2		5/16 WASHER
W-6		1/4 SPRING WASHER
W-9		5/16 WASHER
W-12		3/8 SPRING WASHER
		BEARINGS
B-3	511056	#1623 DS BALL BEARING
B-5	511202 511201 (same as 511261)	1/2 ID SINTERED BRZ. BRG.
B-10	511202 511210	5/8 ID SINTERED BRZ. BRG
	511053	3023 DS BEARING
G-2	2762	SPUR GEAR
H-1		HANDLE GRIP
M-3	501003	1/3 HP MOTOR, SINGLE PHASE 110VAC, 60 CYCLE, 1725 RPM
P-1	512059 512060	ADJUSTABLE PULLEY
P-4	512045	12" PULLEY

PART NUMBER		DESCRIPTION
-1	1685	PUNCH GUIDE BLOCK
91-2	1695	DRIVE ROLL BRG BLOCK
91-3	1687	DIE SUPPORT
91-4	1688	BEARING YOKE ASSY
91-5	1690	RELEASE ARM BRACKET
91-6	1698	PUNCH HOLDER (PISTON)
91-7	1689	PUNCH DIE SET NEW INVENTORY #
91-8	1711	DIE PLATE SET 1699/1711-DS EFF. 9/21/88
91-9	1691	SPACER
91-10	1712	FEED ROLL
91-11	1713	SPRING STUD ✓
91-12	1689	RELEASE ARM
91-13	1692	ECCENTRIC SHAFT
91-14	1714	UPPER DRIVE SHAFT
91-15	1715	LOWER DRIVE SHAFT
91-16	513032	COLLAR
91-17-1		SHIM
91-17-2		SHIM
91-18-1	1721	FRONT BRACKET
91-18-2	1721	REAR BRACKET
910-1	1716	BASE ASSY.
910-2	1777	GUARD ASSY.
910-3	1697	GAUGE ASSY. (Mat'l Guide)
		FASTENERS
F-1		3/8 HEX NUT
F-19		3/8 X 3/4 SOCKET HD. SCREW

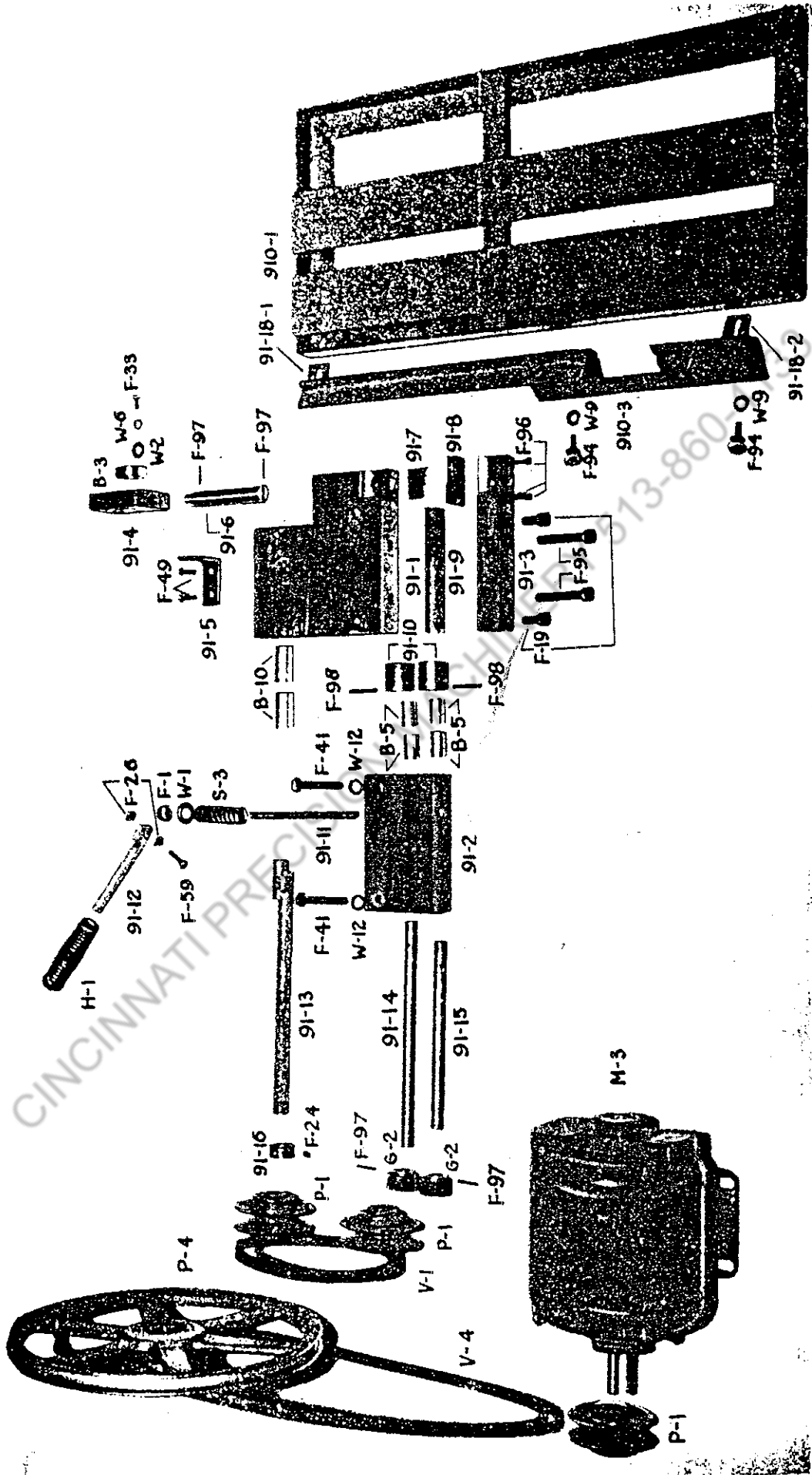
ENGEL SHEET METAL EQUIPMENT, Inc.



EDGENOTCHER PARTS LIST - MODEL 750

Part No.	Qty. Per Unit	DESCRIPTION	Part No.	Qty. Per Unit	DESCRIPTION
91-1	1	Punch Guide Block	F-41	2	3/8 x 2-1/4 Hex. Hd. Cap Screw
91-2	1	Drive Roll Bearing Block	F-49	2	1/4 x 3/4 Rd. Hd. Screw
91-3	1	Die Support	F-59	1	1/4 x 1 Rd. Hd. Screw
91-4	1	Bearing Yoke	F-94	2	1/4 x 3/4 Thumb Screw
91-5	1	Release Arm Bracket	F-95	2	3/8 x 2 Socket Hd. Screw
91-6	1	Punch Holder	F-96	3	#10 - 32 x 1 Socket Hd. Screws
91-7	1	Punch	F-97	4	1/8 x 7/8 Spring Pin
91-8	1	Die Plate	F-98	2	3/16 x 1 Spring Pin
91-9	1	Spacer			
91-10	2	Feed Roll	W-1	1	3/8 Washer
91-11	1	Spring Stud	W-2	1	5/16 Washer
91-12	1	Release Arm	W-6	1	1/4 Spring Washer
91-13	1	Eccentric Shaft	W-9	2	5/16 Washer
91-14	1	Upper Drive Shaft	W-12	2	3/8 Spring Washer
91-15	1	Lower Drive Shaft			
91-16	1	Collar			
91-17-1	1	Shim (Not Shown)	B-3	1	#1623 DS Ball Bearing
91-17-2	1	Shim (Not Shown)	B-5	4	1/2 I.D. Sintered Bronze Bearing
91-18-1	1	Front Bracket	B-10	2	5/8 I.D. Sintered Bronze Bearing
91-18-2	1	Rear Bracket			
910-1	1	Base Assembly			
910-2	1	Guard Assembly (Not Shown)			
910-3	1	Gauge Assembly			
		FASTENERS			
F-1	1	3/8 Hex Nut	G-2	2	Spur Gear
F-19	2	3/8 x 3/4 Socket Hd. Screw	H-1	1	Handle Grip
F-24	1	1/4 x 5/16 Cup Point Set Screw	M-3	1	1/3 H.P. Motor, Single phase 110 VAC, 60 cycle, 1725 rpm
F-26	2	1/4 Square Nuts	P-1	3	Adjustable Pulley
F-33	1	1/4 x 1/2 Hex. Hd. Cap Screw	P-4	1	12" Pulley
			S-3	1	Square Wire Spring
			V-1	1	#4L180 "V" Belt
			V-4	1	#41450 "V" Belt

ENGEL SHEET METAL EQUIPMENT, Inc.



EDGENOTCHER PARTS LIST - MODEL 750

EDGENOTCHER PARTS LIST - MODEL 750

Part No.	Qty. Per Unit	DESCRIPTION	Part No.	Qty. Per Unit	DESCRIPTION
91-1	1	Punch Guide Block	F-41	2	3/8 x 2-1/4 Hex. Hd. Cap Screw
91-2	1	Drive Roll Bearing Block	F-49	2	1/4 x 3/4 Rd. Hd. Screw
91-3	1	Die Support	F-59	1	1/4 x 1 Rd. Hd. Screw
91-4	1	Bearing Yoke	F-94	2	1/4 x 3/4 Thumb Screw
91-5	1	Release Arm Bracket	F-95	2	3/8 x 2 Socket Hd. Screw
91-6	1	Punch Holder	F-96	3	#10 - 32 x 1 Socket Hd. Screws
91-7	1	Punch	F-97	4	1/8 x 7/8 Spring Pin
91-8	1	Die Plate	F-98	2	3/16 x 1 Spring Pin
91-9	1	Spacer			
91-10	2	Feed Roll	W-1	1	3/8 Washer
91-11	1	Spring Stud	W-2	1	5/16 Washer
91-12	1	Release Arm	W-6	1	1/4 Spring Washer
91-13	1	Eccentric Shaft	W-9	2	5/16 Washer
91-14	1	Upper Drive Shaft	W-12	2	3/8 Spring Washer
91-15	1	Lower Drive Shaft			
91-16	1	Collar			
91-17-1	1	Shim (Not Shown)	B-3	1	BEARINGS
91-17-2	1	Shim (Not Shown)	B-5	4	#1623 DS Ball Bearing
91-18-1	1	Front Bracket	B-10	2	1/2 I.D. Sintered Bronze Bearing
91-18-2	1	Rear Bracket			5/8 I.D. Sintered Bronze Bearing
910-1	1	Base Assembly	G-2	2	MISCELLANEOUS
910-2	1	Guard Assembly (Not Shown)	H-1	1	Spur Gear
910-3	1	Gauge Assembly	M-3	1	Handle Grip
					1/3 H.P. Motor, Single phase
					110 VAC, 60 cycle, 1725 rpm
F-1	1	FASTENERS	P-1	3	Adjustable Pulley
F-19	2	3/8 Hex Nut	P-4	1	12" Pulley
F-24	1	3/8 x 3/4 Socket Hd. Screw	S-3	1	Square Wire Spring
F-26	2	1/4 x 5/16 Cup Point Set Screw	V-1	1	#4L180 "V" Belt
F-33	1	1/4 Square Nuts	V-4	1	#41450 "V" Belt
		1/4 x 1/2 Hex. Hd. Cap Screw			

EDGENOTCHER PARTS LIST - MODEL 750

Part No.	DESCRIPTION	Part No.	Qty. Per Unit	DESCRIPTION
91-1	Punch Guide Block	F-41	2	3/8 x 2-1/4 Hex. Hd. Cap Screw
91-2	Drive Roll Bearing Block	F-49	2	1/4 x 3/4 Rd. Hd. Screw
91-3	Die Support	F-59	1	1/4 x 1 Rd. Hd. Screw
91-4	Bearing Yoke	F-94	2	1/4 x 3/4 Thumb Screw
91-5	Release Arm Bracket	F-95	2	3/8 x 2 Socket Hd. Screw
91-6	Punch Holder	F-96	3	#10 - 32 x 1 Socket Hd. Screws
91-7	Punch	F-97	4	1/8 x 7/8 Spring Pin
91-8	Die Plate	F-98	2	3/16 x 1 Spring Pin
91-9	Spacer			
91-10	Feed Roll	W-1	1	3/8 Washer
91-11	Spring Stud	W-2	1	5/16 Washer
91-12	Release Arm	W-6	1	1/4 Spring Washer
91-13	Eccentric Shaft	W-9	2	5/16 Washer
91-14	Upper Drive Shaft	W-12	2	3/8 Spring Washer
91-15	Lower Drive Shaft			
91-16	Collar			
91-17-1	Shlm (Not Shown)	B-3	1	BEARINGS
91-17-2	Shlm (Not Shown)	B-5	4	#1623 DS Ball Bearing
91-18-1	Front Bracket	B-10	2	1/2 I.D. Sintered Bronze Bearing
91-18-2	Rear Bracket			5/8 I.D. Sintered Bronze Bearing
910-1	Base Assembly			MISCELLANEOUS
910-2	Guard Assembly (Not Shown)	G-2	2	Spur Gear
910-3	Gauge Assembly	H-1	1	Handle Grip
		M-3	1	1/3 H.P. Motor, Single phase
				110 VAC, 60 cycle, 1725 rpm
F-1	FASTENERS			Adjustable Pulley
F-19	3/8 Hex Nut	P-1	3	12" Pulley
F-24	3/8 x 3/4 Socket Hd. Screw	P-4	1	Square Wire Spring
F-26	1/4 x 5/16 Cup Point Set Screw	S-3	1	#4L180 "V" Belt
F-33	1/4 Square Nuts	V-1	1	#41450 "V" Belt
	1/4 x 1/2 Hex. Hd. Cap Screw	V-4	1	