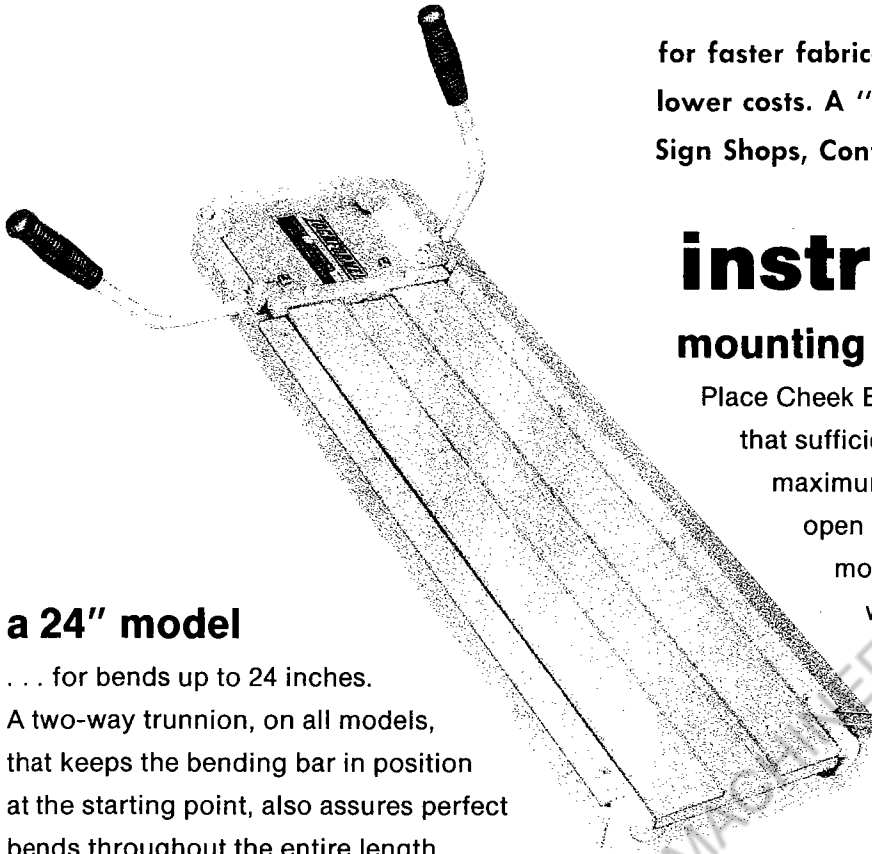


# **LOCKFORMER**® CHEEK BENDER

for faster fabrication, better looking work,  
lower costs. A "must" for Sheet Metal Shops,  
Sign Shops, Contractors and Fabricators.



## **instructions**

### **mounting unit**

Place Cheek Bender unit in a position on the work table so that sufficient clearance is available for bending the maximum size section. Be sure unit is placed so that open end overhangs the table. When unit is in the most desirable work position, fasten unit to work table or bench with lag screws provided.

(See front cover illustration showing typical installation). Place handles into pivot bar holes and lock into place with Allen head set screws which are provided.

### **a 24" model**

... for bends up to 24 inches.

A two-way trunnion, on all models, that keeps the bending bar in position at the starting point, also assures perfect bends throughout the entire length.

Adjustable plate can be set for bends of  $\frac{1}{4}$ " to  $\frac{7}{8}$ " widths. Capacity, 20 gauge. Spacers available for lighter gauge work on request.

Shipping weight, 77 lbs.

### **operation**


Place edge to be formed into slot of plate and move handle to make bend. (See illustration).

### **To Change Flange Height**

The shims are set at the factory to run a flange of  $\frac{1}{4}$ ". This dimension can be changed in the following manner: Remove the 4 Hex. Hd. cap screws on the top plate (24 CB-3) and change to desired dimension. The adjustable shim will give a range of  $\frac{1}{4}$ " to  $\frac{7}{8}$ ". This procedure to be done on left and right top plates, if desired.

### **for Lighter Gauge Work**

Shims are also available, upon special request, for lighter gauge forming. When ordering, please give maximum gauge and range to be run and model number of unit.



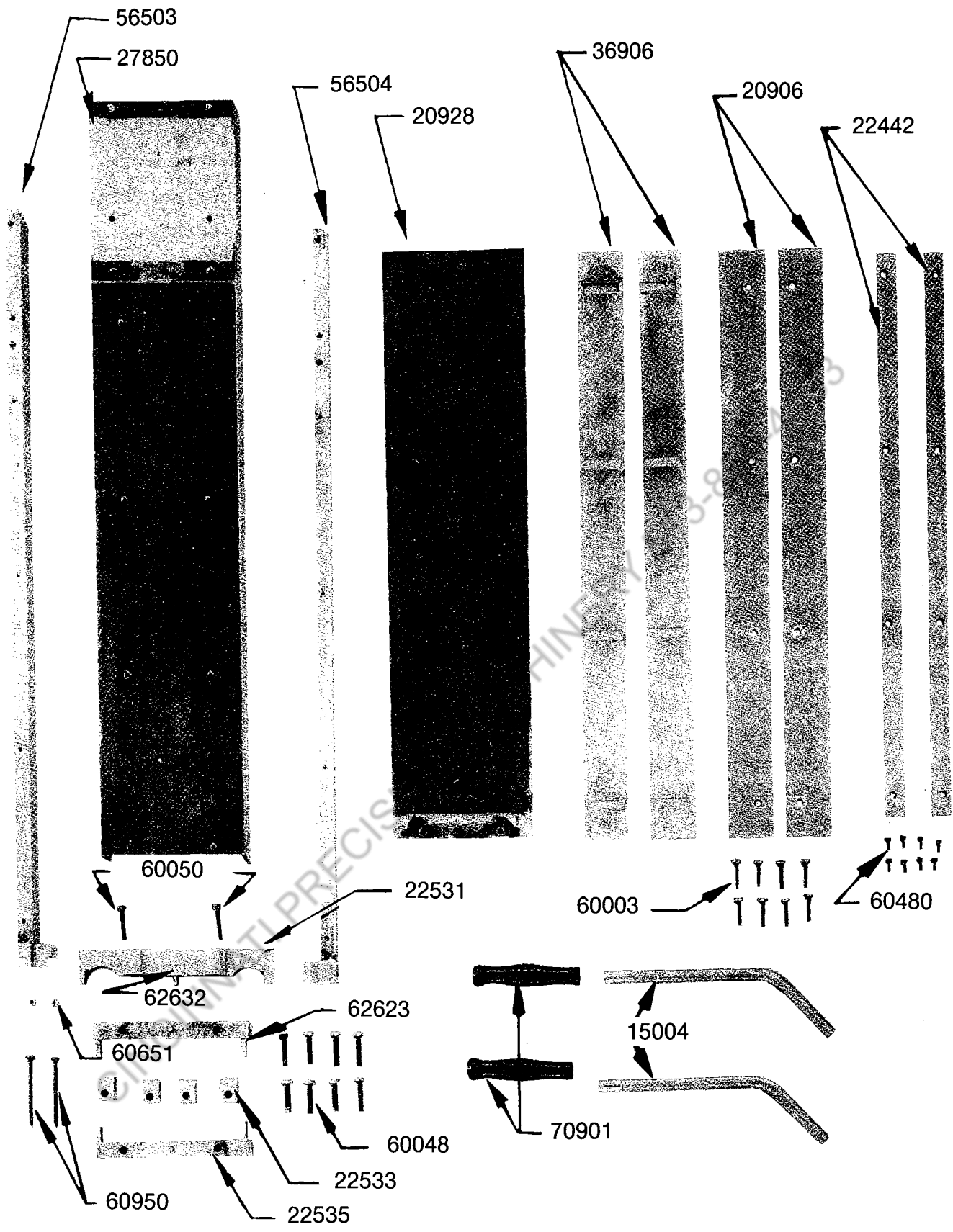
Made by

THE MANUFACTURERS OF THE FAMOUS LOCKFORMER SHEET METAL FORMING EQUIPMENT...

**THE LOCKFORMER** Co.

711 OGDEN AVENUE

• Lisle, ILLINOIS 60532



**CHEEK BENDER PARTS LIST**

New Part No.	Description	Pcs. Per Unit	New Part No.	Description	Pcs. Per Unit	New Part No.	Description	Pcs. Per Unit
27850	Base	1	22535	Pvt. Hng. Bar	2	60950	1/4 x 3 lag. Scr.	2
20928	Btm. Plt.	1	22531	Trunnion Plt.	1	60050	5/16-18 x 1-1/2 HHCS	2
20906	Top Plt.	2	15004	Hndl.	2	62623	5/16 x 1-1/2 DW1	4
36906	Shims	2	70901	Rubber Hndl.	2	*85167	Chkbndr. Name Plt.	1
56503	Pvt. Bar Lft.	1	60003	1/4 - 20 x 1 HHCS HT.	2	*62362	5/16 Lck. Wshr.	2
56504	Pvt. Bar Rt.	1	60048	5/16 - 18 1-1/4 HHCS	8	62632	3/8 x 7/8 Dowel Pin	1
22442	Pvt. Bar Leaf	2	60480	10-24 x 3/8 SHCS	8			
22533	Pvt. Hng.	4	60651	5/16-.9 x 3/8 SSS	8			

\*NOT ILLUSTRATED