

Figure 1 - Sheet in place ready for bending.

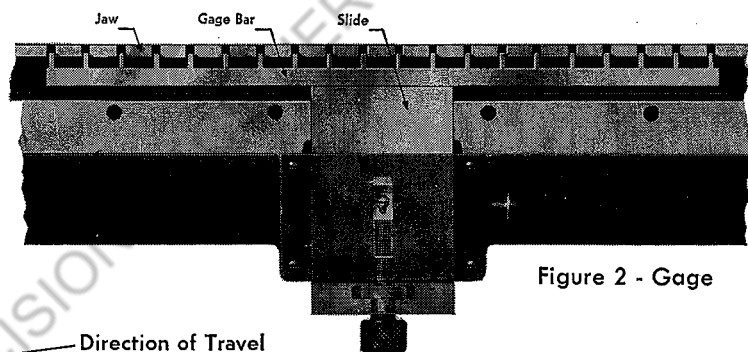


Figure 2 - Gage

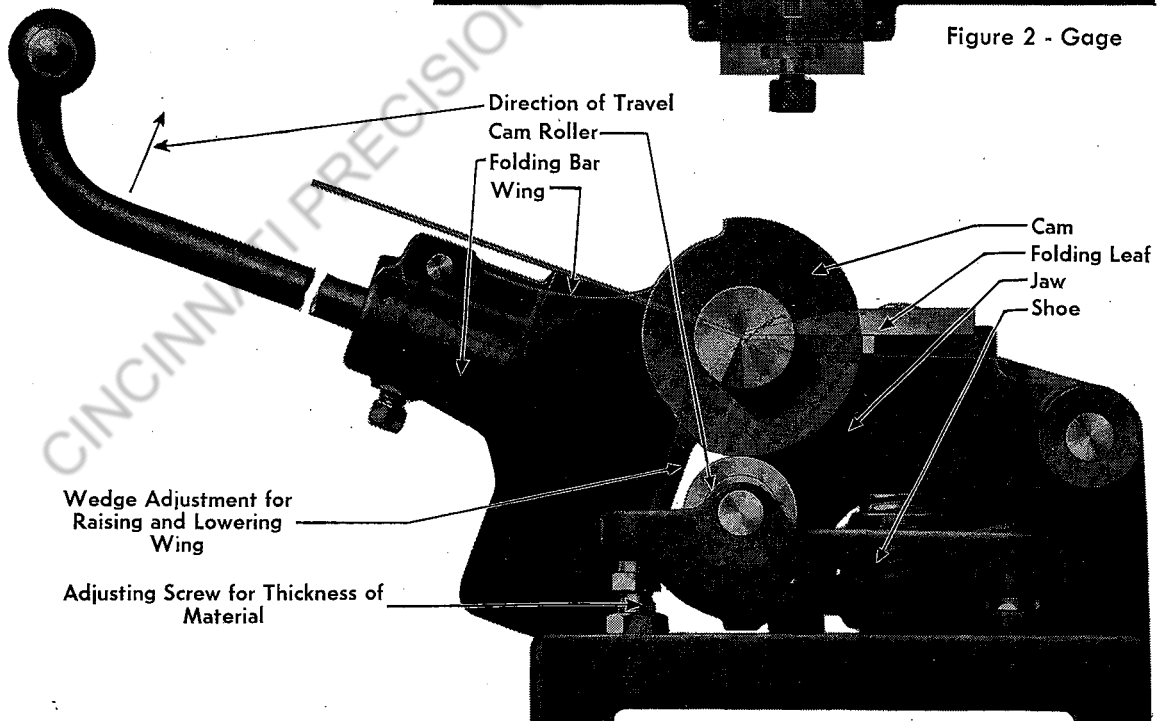



Figure 3 - Sheet Clamped - Bend Started.

P-10310A



## PARTS LIST

1. Frame
2. Folding Bar
3. Jaw
4. Wing
5. Folding Leaf
6. Adjusting Wedge
7. Gage
8. Wrench
9. Shoe
10. Gage Slide
11. Handle
12. Stop Collar
13. Cap for Jaw
14. Gage Screw
15. Square Head Set Screw for Jaw
16. Cap Plate
17. Pointer
18. Spring for Gage Slide
19. Fillister Head Screw for Folding Leaf
20. Carriage Bolt for Folding Bar
21. Adjusting Pinion
22. Pin for Roller
23. Square Stop
24. Bevel Stop
25. Hand Knob for Pinion
26. Locking Screw
27. Roller
28. Spring for Shoe
29. Pin for Stop
30. Wing Support Pin for Jaw
31. Adjusting Screw for Shoe
32. Round Head Screw for Cap and Slide
33. Allen Set Screw for Frame Pin
34. Pin for Frame
35. Hex Head Cap Screw for Jaw
36. Pin for Knob
37. Hex Head Cap Screw for Stop Collar
38. Counterbalancing Spring
39. Pin for Wing
40. Shoe Pivot for Frame
41. Square Head Set Screw for Folding Bar
42. Flat Head Screw for Gage Slide




Illustration (at left) shows convenient method of mounting Niagara Bar Folder on bench, for easy insertion of work.