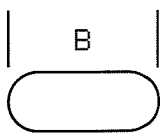
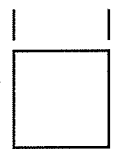
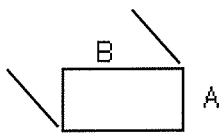
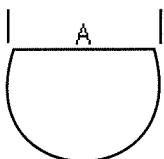
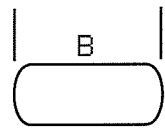
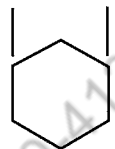
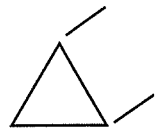



PRICING FOR NON STOCK SHAPES

| | | | | |
|-------------------|--|--|--|--------------------|
| Size Range | | | | Dealer Code |
| .125 - .813 | | | | T-5 |

Size range .125 thru .688 use coupling nut 331002011.
 Size range .689 thru .750 use coupling nut 331002025.
 Size range .751 thru .813 use coupling nut 331002035.

| | | | | | | |
|---|---|---|---|--|---|---|
| OBROUND TYPE M | SQUARE TYPE R | RECTANGLE TYPE N | SINGLE "D" TYPE D | DOUBLE "D" TYPE P | HEXAGON TYPE T | TRIANGLE TYPE S |
|  |  |  |  |  |  |  |
| MAX .813 | MAX .574 | MAX .810 | MAX .813 | MAX .813 | MAX .703 | MAX .688 |

SPECIFY POSITION OF THE GUIDE STRIPPER WHEN ORDERING

| | |
|---|---|
|  |  |
| POSITION A OPTIONAL | POSITION B STANDARD |

NOTE: When ordering irregular shaped punches and dies for these tools, a guide/stripper must also be ordered to maintain the critical alignment of the punch.



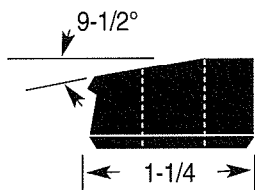
SPECIAL PURPOSE PUNCHES AND DIES

**RIVETING PUNCHES AND DIES
STANDARD SIZES**

X = WIDTH OF TUBULAR RIVET

| Fractional Size A | Decimal Equiv. A | Punch Part Number | Die Part Number | Coupling Nut Part Number (If Needed) | Dealer Code |
|-------------------|------------------|-------------------|-----------------|--------------------------------------|-------------|
| 1/8 | .125 | 308200008 | 318200008 | 331002011 | T-7 |
| 5/32 | .156 | 308200010 | 318200010 | 331002011 | T-7 |
| 3/16 | .188 | 308200012 | 318200012 | 331002011 | T-7 |
| 7/32 | .219 | 308200014 | 318200014 | 331002011 | T-7 |
| 1/4 | .250 | 308200016 | 318200016 | 331002011 | T-7 |
| 9/32 | .281 | 308200018 | 318200018 | 331002011 | T-7 |
| 5/16 | .313 | 308200020 | 318200020 | 331002011 | T-7 |
| 11/32 | .344 | 308200022 | 318200022 | 331002011 | T-7 |
| 3/8 | .375 | 308200024 | 318200024 | 331002011 | T-7 |

BEVEL DIES Round



| | |
|-------------------|--------------------|
| Size Range | Dealer Code |
| .126-.813 | T-5 |

NOTE: To avoid damage to coupling nut & spindle use proper wrench size



| | |
|----------------------------|--------------------|
| Coupling Nut Wrench | Dealer Code |
| 330000520 | T-8 |

Left Hand Threads

NO. 20 PUNCH